
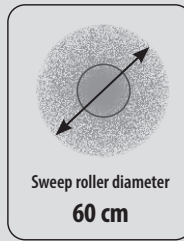


Front sweepers with floating metal collection tank for tractors, municipal vehicles and wheel loaders

FKM 60

Working widths

130/150/165/190/225/250 cm



From 50 hp



Floating
collection box



Hydraulic side broom
with start-up protection
and tool-free angle
adjustment



2 x 100 ltr. water tank
(option)




Split side panel
for easy change
of the sweeper roller



Sweeping roller versions

Combination sweeper roller (1), Polywell wire sweeper roller (2), dirt sweeper roller (3), snow sweeper roller (4)

Other roller types for different applications possible.



Hydraulic swiveling device
(option)

Hydraulic discharge

Scraper bar
(option)

Divided side part

Large volume
Collection box

FACTS

Special features

- Prepared for KM CONTROL
Electronic height control
- Floating collection box
Made of steel

Use of sweeping roller types

- Combination sweeper roller
(standard factory setting)
For more than 90% of all applications
- Poly-/corrugated wire sweeping roller
For high levels of stuck dirt, e.g. moss, etc.
- Dirt sweeping roller
Due to higher bristle content suitable for larger amounts of dirt
- Snow sweeping roller
Due to a special bristle arrangement with a larger space between the bristles, the snow is optimally transported away

Practical accessories

- Dirt collection container
The dirt is collected in one operation
- Rubber splash flap
To reduce flying dirt particles
- Side broom right/left
For collecting dirt also in side areas, e.g. curb gutters etc.
- Positioning supports
for longer storage in order not to damage the sweeping roller
- Water sprinkler system
Low pressure/high pressure
- Scraper bar

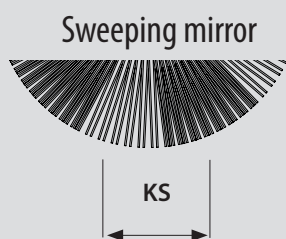
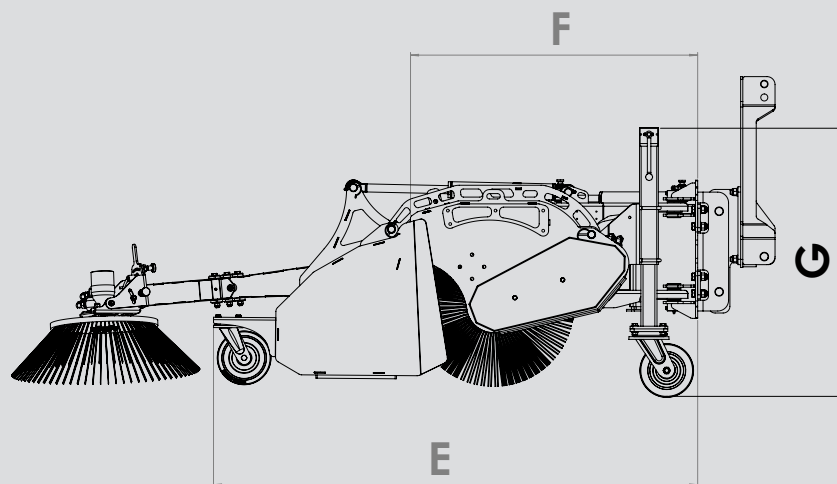
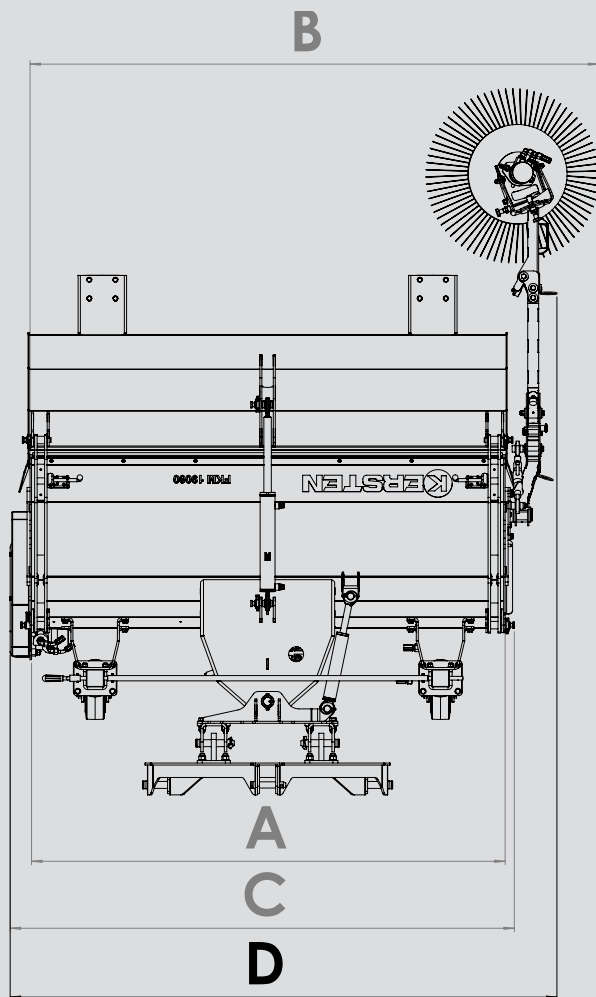
Mechanical drive
(hydraulic optional)

Hydraulic block
with all
safety functions
and free sweeping mode

Locking bolt
for parking and
moving the
sweeper

Height compensation

Measurements	FKM 13060	FKM 15060	FKM 16560	FKM 19060	FKM 22560	FKM 25060
A: Working width straight; without side broom [cm]	130	150	165	190	225	250
B: Working width straight; with side broom [cm]	170	190	205	230	265	290
Working width inclined [cm]	125	145	160	185	220	245
C: Clearance width straight; without side broom [cm]	142	162	177	202	237	262
D: Clearance width straight; with side broom [cm]	160	180	195	220	255	280
Clearance width inclined; without collection box [cm]	159	178	191	215	247	270
E: Length Including collection box; without attachment frame [cm]	169	169	180	180	180	180
F: Length without collection box; without attachment frame [cm]	107	107	107	107	107	107
G: Height without attachment frame [cm]	94	94	97	97	97	97
Brush diameter [cm]	60	60	60	60	60	60
Swivel angle [degrees]	22	22	22	22	22	22
KS: Sweep mirror [cm]	10-12	10-12	10-12	10-12	10-12	10-12
Weights						
Basic unit [kg]	220	230	270	325	340	350
Collection box [kg]	74	78	111	116	124	130
Side broom [kg]	40	40	40	40	40	40
Water sprinkler / full tanks [kg]	126	126	126	243	243	243
Scraper bar [kg]	-	-	98	109	124	130
Capacity						
Collection box [litr]	175	200	290	330	395	435
Water sprinkler [litr]	100	100	100	200	200	200
Power						
Oil volume [litr/min] at 180 bar	30	30	30	50	50	50
Tractor power mech. [hp]	50	50	50	50	50	50



Item number	Description
<p>FKM 13060 M (without attachment frame) Working width 130 cm</p> 	<p>Sweeper 130 cm working width Sweeping roller diameter 60 cm</p> <ul style="list-style-type: none"> • Mechanically driven • Heavy stable supporting frame construction • Sweeping roller diameter 60 cm • Drive via duplex chain • 2 heavy duty supports with thrust bearing running wheels 200 x 80 • Height adjustment of the sweeping roller via crank handle • Mechanical left and right swiveling • Combination sweeping roller included • Divided side part for easy changing of the sweeping roller • Prepared for floating collection container • PTO shaft included • Rubber spray flaps included • Painting RAL 2004 <p>ABR 60 required</p>
<p>FKM 15060 M (without attachment frame) Working width 150 cm</p>	<p>Sweeper 150 cm working width Sweeping roller diameter 60 cm</p> <p>For further description see FKM 13060 M</p>
<p>FKM 16560 M (without attachment frame) Working width 165 cm</p>	<p>Sweeper 165 cm working width Sweeping roller diameter 60 cm</p> <p>For further description see FKM 13060 M</p>
<p>FKM 19060 M (without attachment frame) Working width 190 cm</p>	<p>Sweeper 190 cm working width Sweeping roller diameter 60 cm</p> <ul style="list-style-type: none"> • 2 heavy-duty supports with thrust bearing Wheels 250 x 85 <p>For further description see FKM 13060 M</p>
<p>FKM 22560 M (without attachment frame) Working width 225 cm</p>	<p>Sweeper 225 cm working width Sweeping roller diameter 60 cm</p> <ul style="list-style-type: none"> • 2 heavy-duty supports with thrust bearing Wheels 250 x 85 <p>For further description see FKM 13060 M</p>
<p>FKM 25060 M (without attachment frame) Working width 250 cm</p>	<p>Sweeper 250 cm working width Sweeping roller diameter 60 cm</p> <ul style="list-style-type: none"> • 2 heavy-duty supports with thrust bearing Wheels 250 x 85 <p>For further description see FKM 13060 M</p>
<p>Attachment frame for tractor sweepers When ordering, specify exact carrier vehicle type and attachment type.</p>	
<p>ABR 60 KD</p>	<p>Attachment frame for dome triangle</p>
<p>ABR 60 FRONT</p>	<p>Attachment frame for front three-point cat I and II, for ø 60 cm</p>

Item number	Description
Hydraulically driven	
<p>FKM 13060 H (without attachment frame) Working width 130 cm</p> 	<p>Sweeper 130 cm working width sweeping roller diameter 60 cm</p> <ul style="list-style-type: none"> • Hydraulically driven • Internal orbital motor • Heavy stable support frame construction • Drive via duplex chain • 2 heavy duty supports with thrust bearings Running wheels 200 x 80 • Height adjustment of the sweeper roller via crank handle • Mechanical left and right swivel • Combination sweeping roller included • Multifunctional hydraulic block for all necessary functions (overpressure valve, overrun protection of the sweeping roller, switch valve for dirt collection container, flow control valve for infinitely variable speed of the sweeping roller. Load-sensing safety valve) • Prepared for floating collection hopper • Divided side part for easy changing of the sweeping roller • Rubber spray flaps included • Painted in RAL 2004 • Prepared for KM CONTROL <p>ABR 60 required</p>
<p>FKM 15060 H (without attachment frame) Working width 150 cm</p>	<p>Sweeper 150 cm working width Sweeping roller diameter 60 cm</p> <p>For further description see FKM 13060 H</p>
<p>FKM 16560 H (without attachment frame) Working width 165 cm</p>	<p>Sweeper 165 cm working width Sweeping roller diameter 60 cm</p> <p>For further description see FKM 13060 H</p>
<p>FKM 19060 H (without attachment frame) Working width 190 cm</p>	<p>Sweeper 190 cm working width Sweeping roller diameter 60 cm</p> <ul style="list-style-type: none"> • 2 heavy-duty supports with thrust bearing Wheels 250 x 85 <p>For further description see FKM 13060 H</p>
<p>FKM 22560 H (without attachment frame) Working width 225 cm</p>	<p>Sweeper 225 cm working width Sweeping roller diameter 60 cm</p> <ul style="list-style-type: none"> • 2 heavy-duty supports with thrust bearing Wheels 250 x 85 <p>For further description see FKM 13060 H</p>
<p>FKM 25060 H (without attachment frame) Working width 250 cm</p>	<p>Sweeper 250 cm working width Sweeping roller diameter 60 cm</p> <ul style="list-style-type: none"> • 2 heavy-duty supports with thrust bearing Wheels 250 x 85 <p>For further description see FKM 13060 H</p>
<p>Attachment frame for tractor sweepers When ordering, specify exact carrier vehicle type and attachment type.</p>	
<p>ABR 60 KD</p>	<p>Attachment frame for dome triangle</p>
<p>ABR 60 FRONT</p>	<p>Attachment frame for front three-point cat I and II, for ø 60 cm</p>
<p>ABR 60 EURO</p>	<p>Attachment frame with height compensation for Euro mounting</p>
<p>ABR 60 TELE</p>	<p>Attachment frame for telescopic loader</p>
<p>ABR 60 U</p>	<p>Attachment frame for UNIMOG</p>
<p>ABR 60 TELE-DP</p>	<p>Combination attachment frame telescopic loader and front three-point</p>

Description	Suitable for sweeping machine	FKM 13060	FKM 15060
Options/Accessories			
Floating dirt collection box 	Item no.	SSBF 13060	SSBF 15060
Scraper bar with hydraulic operation (not possible in combination with dirt collection box) 	Item no.	-	-
Side broom, 70 cm broom diameter, attached right side <ul style="list-style-type: none"> • Hydraulically driven, infinitely variable • Start-up protection • mounting plate 	Item no.	S1264	S1264
Side broom, 70 cm broom diameter, attached left side <ul style="list-style-type: none"> • Hydraulically driven, infinitely variable • Start-up protection • mounting plate 	Item no.	S1265	S1265
Water sprinkler <ul style="list-style-type: none"> • Water tank 100 liters, for mounting on the sweeper • Nozzle bar for sweeper installation • Electric submersible pump 12 Volt 	Item no.	WAS 100 KM 60	WAS 100 KM 60
Water sprinkler <ul style="list-style-type: none"> • Water tank 200 liters, for mounting on the sweeper • Nozzle bar for sweeper installation • Electric submersible pump 12 Volt 	Item no.	-	-
Hydraulic swiveling device <ul style="list-style-type: none"> • For swiveling the machine on both sides 	Item no.	S1056	S1056
Electromagnetic valve <ul style="list-style-type: none"> • For installation in sweeper thereby only 1 dw required, Function: swiveling and sweeper drive • Height adjustment via spindle 	Item no.	EMV-FKM 60	EMV-FKM 60
KM CONTROL Automatic height adjustment/monitoring of the sweeping roller on the ground <ul style="list-style-type: none"> • Can be controlled from the vehicle via control panel 	Item no.	KM-CONTROL	KM-CONTROL
Marker lights red-white	Item no.	BGL-FKM 60	BGL-FKM 60
Set of warning flags with holder	Item no.	WA-FLAG-FKM 60	WA-FLAG-FKM 60

FKM 16560	FKM 19060	FKM 22560	FKM 25060
SSBF 16560	SSBF 19060	SSBF 22560	SSBF 25060
-	-	AKL 22560	AKL 25060
S1264	S1264	S1264	S1264
S1265	S1265	S1265	S1265
WAS 100 KM 60	WAS 100 KM 60	WAS 100 KM 60	WAS 100 KM 60
-	WAS 200 KM 60	WAS 200 KM 60	WAS 200 KM 60
S1056	S1056	S1056	S1056
EMV-FKM 60	EMV-FKM 60	EMV-FKM 60	EMV-FKM 60
KM-CONTROL	KM-CONTROL	KM-CONTROL	KM-CONTROL
BGL-FKM 60	BGL-FKM 60	BGL-FKM 60	BGL-FKM 60
WA-FLAG-FKM 60	WA-FLAG-FKM 60	WA-FLAG-FKM 60	WA-FLAG-FKM 60