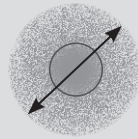


# Sweepers for ride-on mowers

## KM 37

Working widths  
100/115/125 cm



Sweeper roller diameter  
37 cm

### Sweeping roller versions

Combination sweeper roller (1), poly-corrugated wire sweeper roller (2), Dirt sweeper roller (3), Snow sweeper roller (4)




Other roller types possible for different applications




Wheels 135 x 40 mm



Internal Hydraulic motor



Stepless height adjustment of the sweeper roller



Maintenance-free bearing of the sweeping roller



Stepless height adjustment of the sweeper roller

High quality powder coating

Different types of rollers for different applications



Internal hydraulic motor

Option: Practical parking supports for longer storage, so as not to not to damage the



## FACTS

### Application Sweeper roller types

- **Combination sweeper roller**  
(standard factory setting)  
For over 90% of all applications
- **Poly-corrugated wire sweeping roller**  
For high levels of stubborn dirt, e.g. moss etc.
- **Dirt sweeping roller**  
Due to higher bristle content suitable for greater soiling
- **Snow sweeping roller**  
A special bristle arrangement with a larger the snow is optimally transported away.

### Practical accessories

- **Dirt collection container**  
The sweepings are collected in one operation
- **Rubber spray flap**  
To reduce flying dirt particles
- **Side broom**  
For collecting dirt even in side areas, z. e.g. kerb gutters etc.
- **Parking supports**  
For longer storage in order not to damage the sweeping roller

Side broom  
(optional)



Optional  
Splash guard for  
Winter maintenance  
work






Collection container  
(option)



## Sweepers

Measurements	KM 10037 H-FKDR	KM 11537 H-FKDR	KM 12537 H-FKDR
A: Working width, straight, without side brush [cm]	100	115	125
B: Working width straight with side brushes [cm]	122	137	147
Working width diagonal [cm]	89	102	110
C: Straight sweeping width without side brushes [cm]	108	123	133
D: Straight passage width with side brushes [cm]	120	135	145
E: Length including SSB without attachment frame [cm]	71	71	71
F: Length without SSB without attachment frame [cm]	40	40	40
G: Height without attachment frame [cm]	44	44	44
Brush diameter [cm]	37	37	37
Swivel angle [degrees]	30	30	30
Sweeping mirror [cm]	5-7	5-7	5-7
<b>Weights</b>			
Basic unit [kg]	51	53	55
Collecting container [kg]	15	16	17
Side brushes [kg]	10	10	10
<b>Volume</b>			
Collection container [ltr]	60	70	77

Item number	Description
<p>KM 10037 H-FKDR Working width 100 cm</p> 	<p>Sweeper 100 cm working width Sweeping roller Ø 37 cm</p> <ul style="list-style-type: none"> <li>• hydraulically driven</li> <li>• Combination sweeping roller included</li> <li>• 2 height adjustable wheels 135 x 40 mm</li> <li>• Hydraulic quick coupling</li> <li>• Suitable for mounting on front dome triangle</li> </ul> <p><b>! Front coupling triangle FKDR-HYDR required</b></p>
<p>KM 11537 H-FKDR Working width 115 cm</p> 	<p>Sweeper 115 cm working width For further information see KM 10037 H-FKDR</p>
<p>KM 12537 H-FKDR Working width 125 cm</p> 	<p>Sweeper 125 cm working width For further information see KM 10037 H-FKDR</p>

#### Front dome triangles

Always specify exact ride-on mower type when enquiring or ordering. Attention: Due to the new EN ISO 5395 no longer available for all ride-on mowers!

#### FKDR-HYDR-...



#### Hydraulic front dome triangle

- integrated hydraulic lift
- hydraulic slewing from the driver's seat
- hydraulic tank with control valve (1 dw + 1 dw with float position)
- stepless speed adjustment for attachments
- for attachment of sweeper, snow blade and blower spreader
- Including Attachment frame for ride-on mower

Description	Compatible with sweeper	KM 10037
<p><b>Rubber splash flaps</b></p> <ul style="list-style-type: none"> <li>• Attachments included</li> <li>• Plug-in mounted</li> </ul>		<p>Item number</p> <p><b>GUSPL 100</b></p>
<p><b>Dirt collection container</b></p> <ul style="list-style-type: none"> <li>• Made of PE plastic</li> <li>• 2 PUR swivel castors for exact adaptation to the ground</li> <li>• Height-adjustable holders</li> <li>• 2 handles</li> <li>• Rubber sealing lip on top</li> <li>• Single lever lock</li> </ul>		<p>Item number</p> <p><b>SSB 100 K</b></p>
<p><b>Side broom attachment - 40 cm working width</b></p> <ul style="list-style-type: none"> <li>• Mechanically driven via broom shaft</li> <li>• Height and angle adjustable</li> <li>• Start-up safety device</li> <li>• Broom folds to the side</li> <li>• For sweepers with 32 or 37 cm Roller diameter</li> </ul>		<p>Item number</p> <p><b>ASM 403237</b></p>
<p><b>Side broom attachment - 40 cm working width</b></p> <ul style="list-style-type: none"> <li>• Hydraulically driven</li> </ul> <p>For further description see art. no.: ASM 403237</p>		<p>Item number</p> <p><b>ASH 403237</b></p>
<p><b>Supports for EFKM</b></p> <p><b>Sweeping roller diameter 37 cm</b></p> <ul style="list-style-type: none"> <li>• With castors</li> <li>• For easy mounting and dismounting</li> <li>• For storage</li> </ul>		<p>Item number</p> <p><b>AST 37 LR</b></p>

KM 11537	KM12537
GUSPL 115	GUSPL 125
SSB 115 K	SSB 125 K
ASM 403237	ASM 403237
ASH 403237	ASH 403237
AST 37 LR	AST 37 LR